

Arrival Procedure Map

Arrival Procedure

- Arrival Times:

- Buses, 8:30
- K-2 AM Session, 8:40
- 3-6, 8:40 (A & B Day)
- Pre-K AM Session, 9:00
- Pre-K PM Session, 12:30
- K-2 PM Session, 12:40




- Cars form a line and proceed to the drop off area (stop sign)

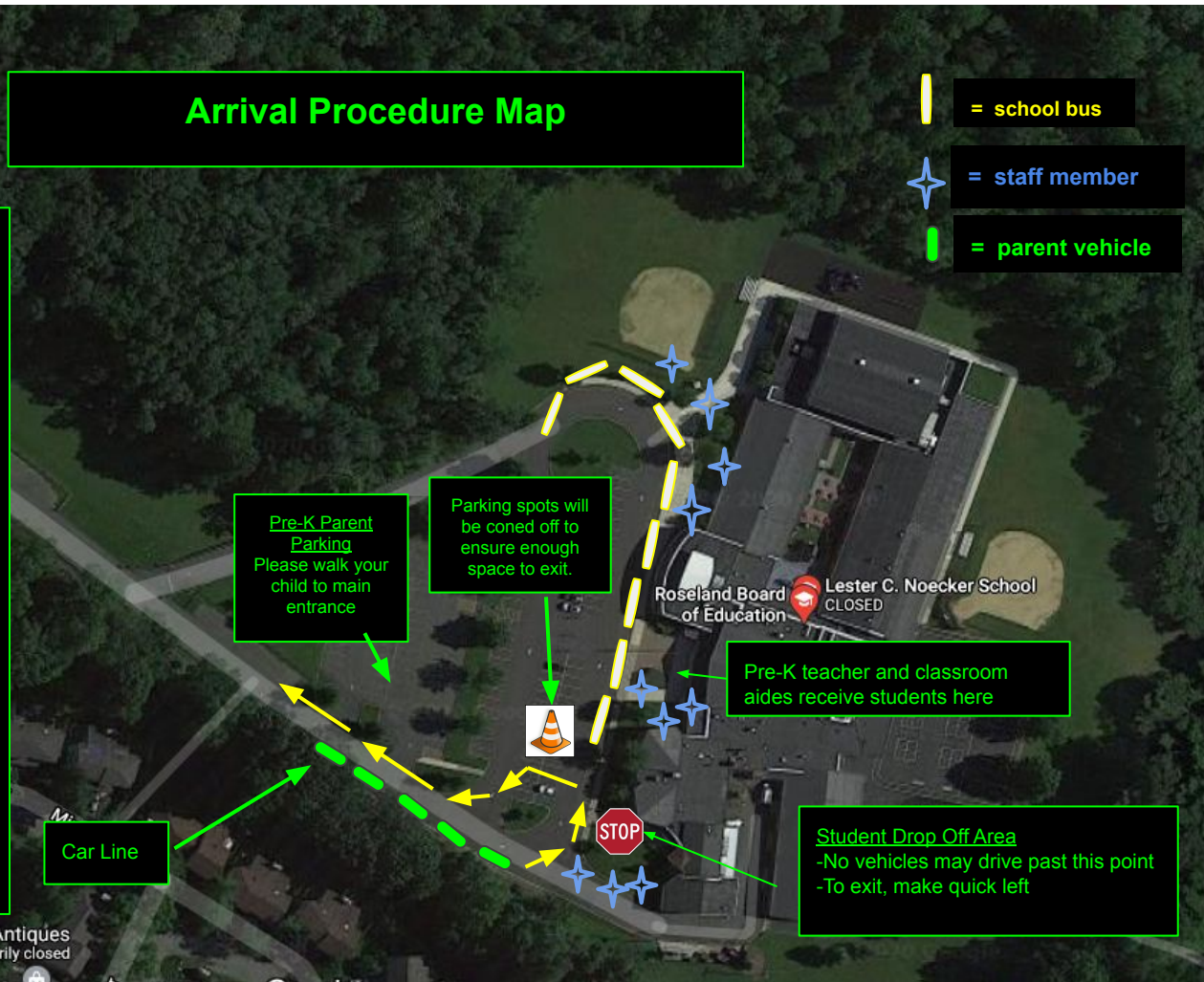
- Students will be greeted by staff members and directed to grade level entrances where their temperature will be taken before entering the building

- After dropping off exit directly to the left
- No vehicles permitted beyond the stop sign except for buses

- If there are any medical concerns the school nurse will contact you

*We ask for your flexibility and understanding during the arrival and dismissal process.

-  = school bus
-  = staff member
-  = parent vehicle



Pre-K Parent Parking
Please walk your child to main entrance

Parking spots will be coned off to ensure enough space to exit.

Pre-K teacher and classroom aides receive students here

Student Drop Off Area
-No vehicles may drive past this point
-To exit, make quick left

Car Line

A Apple Tree Antiques
Temporarily closed

Dismissal Procedure Map

Dismissal Procedure

- Dismissal times:




- Grades K-2 AM Session, 11:15
- Pre-K AM Session, 11:30
- Grades 3-6 AM Session, 1:05
- Grades K-2 PM Session, 3:15

-All vehicles must stop at the first stop sign, check themselves in via the PikMyKid app, and wait for a staff member's signal to proceed to the next stop sign

- If there are any issues/delays that may cause a back up, parent will be asked to pull into the small lot to the left. This will keep the car line moving until pick up issue is sorted out.

(5) vehicles at a time will be sent to the next stop sign.

*We ask for your flexibility and understanding during the arrival and dismissal process.

-  = school bus
-  = staff member
-  = parent vehicle

Waiting area for pick up issues or pre-K parent parking

Parking spots will be coned off to ensure enough space to exit.

Bus students exit here.

Students exit here and walk to pick up area.

Students will be picked up here. Staff member will confirm student is picked up. No vehicles may drive past this point. To exit, make quick left

